


PLUSIVO Soldering Iron Kit Model 1 (22-pc Set)

Soldering and Desoldering Tools & Accessories



Description

- Soldering Iron Kit for many applications – necessary tools for soldering projects, home DIY fixing jobs, electrical, electronics and appliance repairs, circuit board welding, for home DIY hobbyist in crafts and jewelry making and many more uses
- Premium Quality Components with safety features – high quality soldering iron, stand and all other accessories; soldering iron with adjustable temperature knob (200°C - 450°C), 5pcs replaceable tips, heat-resistant cap and grip for maximum protection
- Bonus Accessories – more than 15 extra items such as desoldering pump/solder sucker, tin wire solder tube, tweezers, mini wire stripper, mini screwdrivers, mini PCB, heat shrink tubes and more plus a downloadable ebook

Features

- Adjustable Temperature Knob : adjust temperature from 200°C - 450°C (392°F - 842°F) to allow user for easy control of temperature based on soldering needs/applications
- Four Ventilation Holes: protective tube in a steel-pipe design that provide better heat dissipation and improves soldering efficiency
- 5 pcs Replaceable Soldering Iron Tips to choose from for your DIY soldering projects: K, B, 3C, 2.4D, I
- Soldering Iron Stand: metal base for stability with spring holder that fits the soldering iron perfectly; included with cleaning sponge to keep your soldering tips free from excess solder

How to replace the Iron Tips



Soldering Iron Stand



Included in the Kit are the following (22 pcs):

1 pc Soldering Iron (60 W, 110 V); 1 pc Soldering Iron Stand; 1 pc Sponge; 5 pcs Soldering Iron Tips (900M); 1 pc Desoldering Pump/Solder Sucker; 1 pc Tin Wire Solder Tube (10 grams); 1 pc Solder wick or solder braid; 2 pcs Tweezers (1 pc each of straight and curved tweezers); 1 pc Wire Stripper; 2 pc Mini screwdrivers; 2 pcs 22 AWG Electronic Wires (1 pc each of black and red); 1 pc Heatshrink tube kit (60 pcs total); 1 pc Mini printed circuit board (2 cm x 8 cm); 1 pc Durable Carry Bag; 1 pc Plusivo flyer (contains download instructions for the ebook)

Technical Specifications

Soldering Iron

| | |
|---------------------------|-------------------------------|
| Power consumption | 60 W (120 V) |
| Temperature setting range | 200°C - 450°C (392°F - 842°F) |

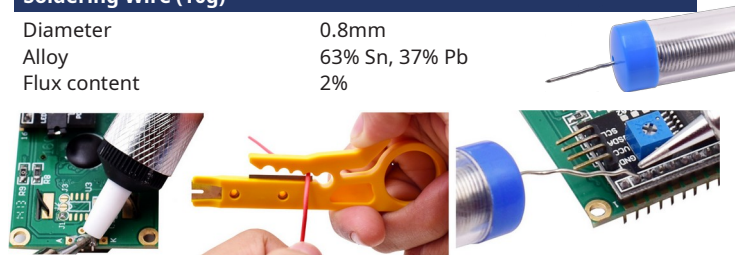
Soldering Iron Tips

Five different model tips (I, 2.4D, K, 3C, B)
Inner Diameter: 4mm, Outer Diameter: 6.5mm
For use with Plusivo Soldering Iron Kits (Model 1 to 7)
Replacement tips for various soldering applications



Soldering Wire (10g)

| | |
|--------------|----------------|
| Diameter | 0.8mm |
| Alloy | 63% Sn, 37% Pb |
| Flux content | 2% |




Soldering Tips and Techniques

- Please always be careful when using these tools, check the safety tips when working with soldering iron and related activities.
- Please select a suitable temperature when soldering
- Lower down the temp or turn off the soldering iron when not to be used for longer periods of time (do not let it be idle) to avoid damage to the iron and tips.
- If something unusual happens with the product and if you are not familiar in fixing it, unplug it and do not do anything and contact seller for assistance.

Various Applications

- home DIY (hobby crafts)
- electrical and electronic projects
- repair jobs (appliances, earphones, computer, cellphones, etc)
- simple wiring of small appliances
- educational projects (learning and practice soldering)
- development of simple electronic circuit boards
- wire connections and reworks



Other Plusivo Soldering Kits

